




# Taking Control of Foxtton's Future

A Foxtton residents' survey conducted  
by the Neighbourhood Planning Group  
in March 2017



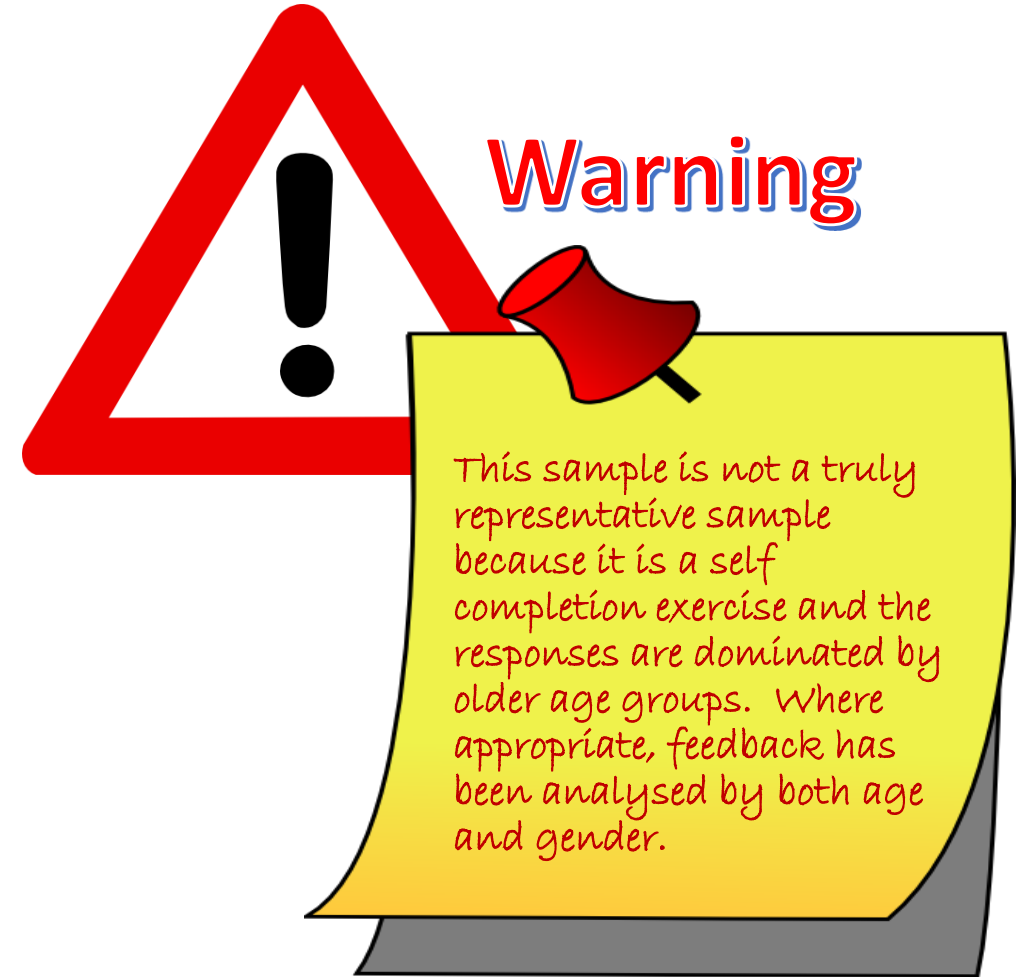
There were 162 completed questionnaires and most roads in Foxton were represented.



43% of these questionnaires were completed by male residents, 48% were completed by female residents and the remaining 9% preferred not to state their gender.



19% were aged 17-44, 32% were aged 45-64 and 43% were aged 65 plus. 5% preferred not to state their age.



Residents' spontaneous positive feelings about living in Foxton village.	%
Friendly village	42
Community spirit in the village	31
Village is surrounded by Green Belt / has a rural feel	22
Availability of / Connectivity by train (bus)	19
Proximity to Cambridge and other locations (Royston/London/Stansted/M11)	17
Local amenities (unspecified)	13
PO/Shop	12
Peaceful / Quiet	10
Good leisure / social activities	9
Recreation Ground	6

Community spirit. Easy access by train to London & Cambridge.

The village hall, school and recreation areas. Accessibility via generally satisfactory public transport to Royston, Cambridge and London.

Still retains it's rural, friendly atmosphere.

Quiet, pleasant and generally friendly village.

Friendly, supporting, good leisure & social activities. Very good community spirit.

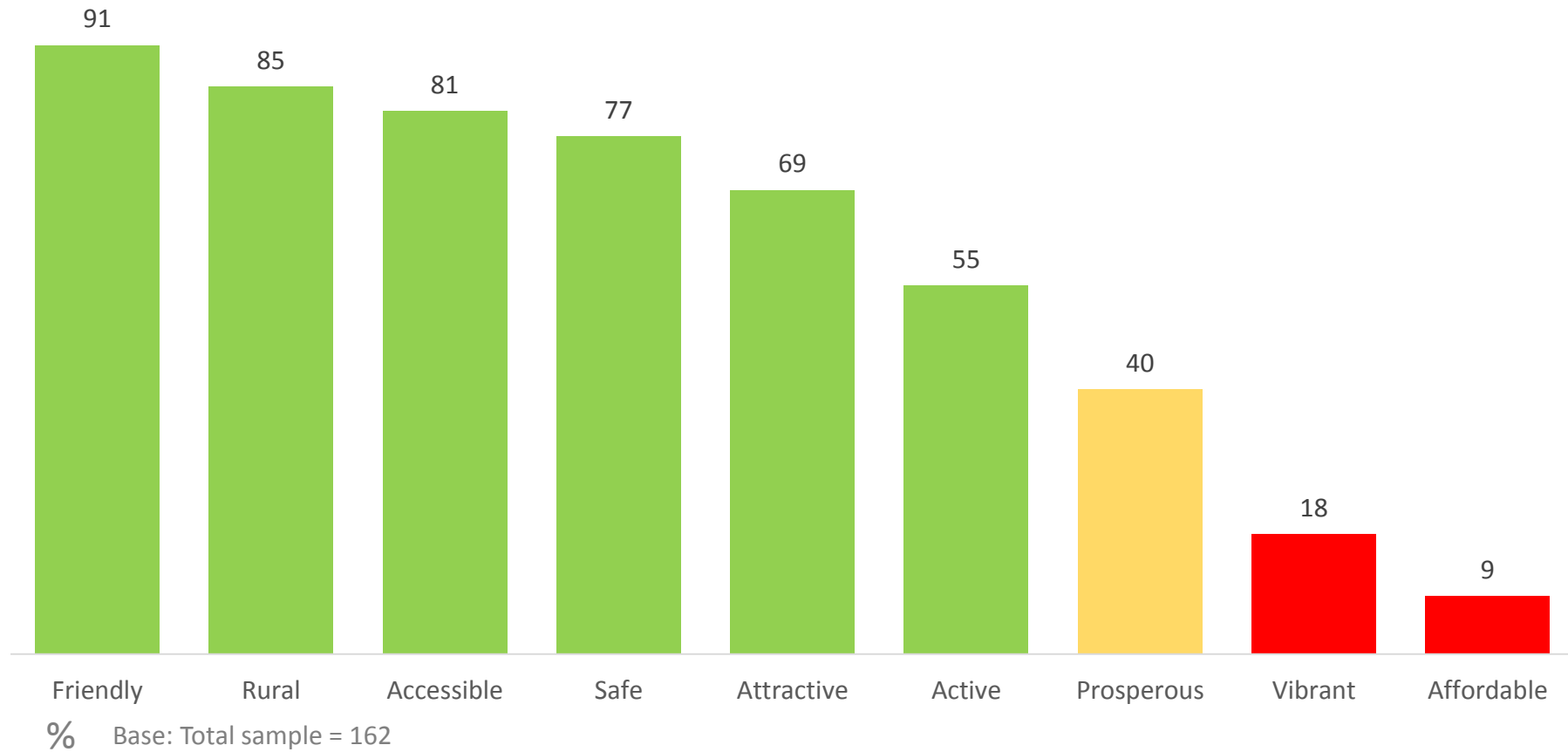
The friendly residents and community spirit. Having a shop. The easy access to Cambridge & Royston.

Very friendly and rural.

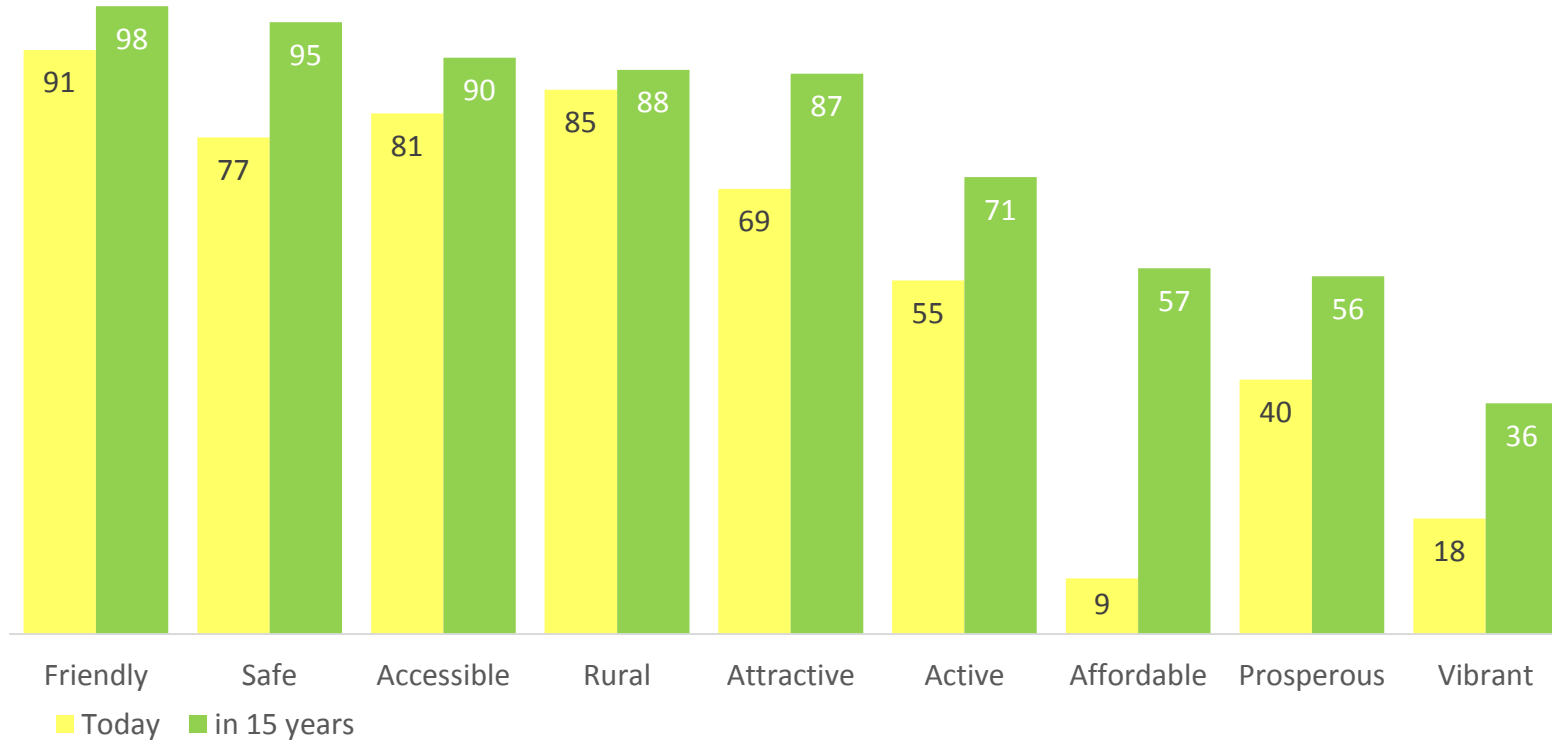
The friendly atmosphere and the attractive appearance.

Good sense of community. Proximity to Cambridge and good travel links. Excellent school.

# Residents' description of Foxton Village in Spring 2017



# The desired future of Foxtton



% Base: Total sample = 162

We need to maintain the village's friendly image, accessibility and rural character.

At the same time we need to improve the village's safety, attractiveness, activities, affordability, prosperity and vibrancy.

Residents' spontaneous negative feelings about living in Foxton village.	%
Railway crossing and the delays/congestion it causes	27
Poor state of the pavements around the village	20
Poor state of the roads / the potholes	15
Traffic speeding through the village	15
Cars parked inconsiderately/ cars parked on the pavements/(by shop, by church, by allotments, by railway)/lack of suitable parking(by shop, by church, by allotments, by railway)/lack of suitable parking	11
Poor bus service	10
Too much (big) development	8

State of the pavements – looks seedy!

Pavements need repair, make the bus service more frequent and address the A10 traffic at the crossing.

Speeding vehicles. Inconsiderate drivers. Delays caused by level crossing. State of roads and pavements.

Too much development in this area. Traffic too heavy and cars speeding thru village.


Only single lane traffic on the High Street because of all the parked cars.

Speed of cars going through the village. The state of the roads and pavements is poor.

Pot holes in the roads.

I wish the bus would stop on Sundays.

# What do residents think needs to improve in Foxton?



## Could be better

- Level crossing (88%)
- Roads (83%)
- Pavements and footpaths (83%)
- Bus services (76%)
- Mobile phone coverage (73%)
- Broadband/cable communications (57%)
- Car parking (56%)
- Sewerage / drainage (40%)
- Train services (39%)
- Street lights (34%)



## OK as they are

- Village hall (81%)
- Nature areas (e.g. Foxton Wood, Dovecot Meadow) (60%)
- Allotments (53%)
- Cycle paths (50%)
- Cricket pitch (50%)
- Football pitch and changing rooms (45%)
- Primary school (43%)
- Children's playground (43%)
- Gas supply (41%)
- Floodlit sports facilities (38%)
- Early years / pre-school facilities (24%)



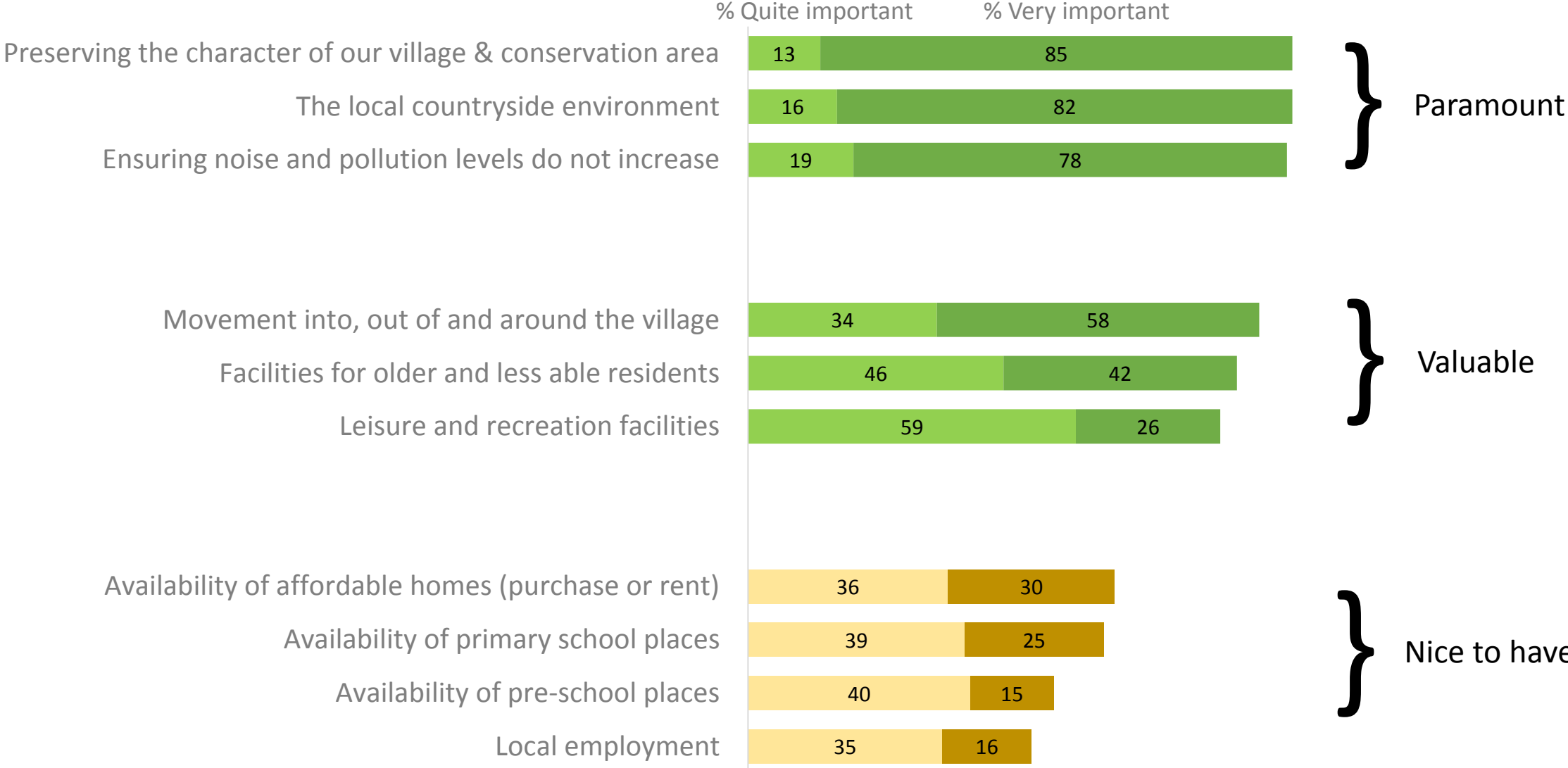
“To retain and enhance the unique rural character and community spirit of Foxton.”



97% approve  
of this vision  
statement



# The perceived importance of various village aspects in 10-15 years' time



Bases: Total samples ranging from 134 to 158

# Which potential developments are perceived as beneficial to Foxtton?



## Beneficial

- Safe-guarding the future of the post office / shop (73%) O
- Better pavements and paths (59%) O
- Improved public transport (52%) F



## Possibly Beneficial

- Better facilities for older people (41%)
- Variety of new housing (36%)
- Better facilities for young people (33%)




## Less Beneficial

- Improved care facilities for less mobile people (30%) F O
- Better balance of ages (28%) F
- More shops and services (24%) F
- Improved parking (22%)
- More leisure facilities (22%) F
- More cycle routes (17%)
- Improved sense of community (17%)
- More school places (15%)
- More jobs and businesses (14%)
- More rental properties (13%)
- More pre-school places (9%)

F = more so for female residents

O = more so for older residents

# What worries residents about future development in Foxtton?




## Universal Worries

- More traffic (82%)
- Loss of village identity and community (69%)
- Impact on the environment (65%)
- Provision of public transport (56%) F



## Worries for some

- Higher noise levels (49%)
- Provision of shops and services (46%) F
- Provision of parking (44%) F
- Provision of school places (40%) F
- Provision of facilities for older people (40%) O
- Higher crime levels (37%)
- Feeling of being less safe (33%) F



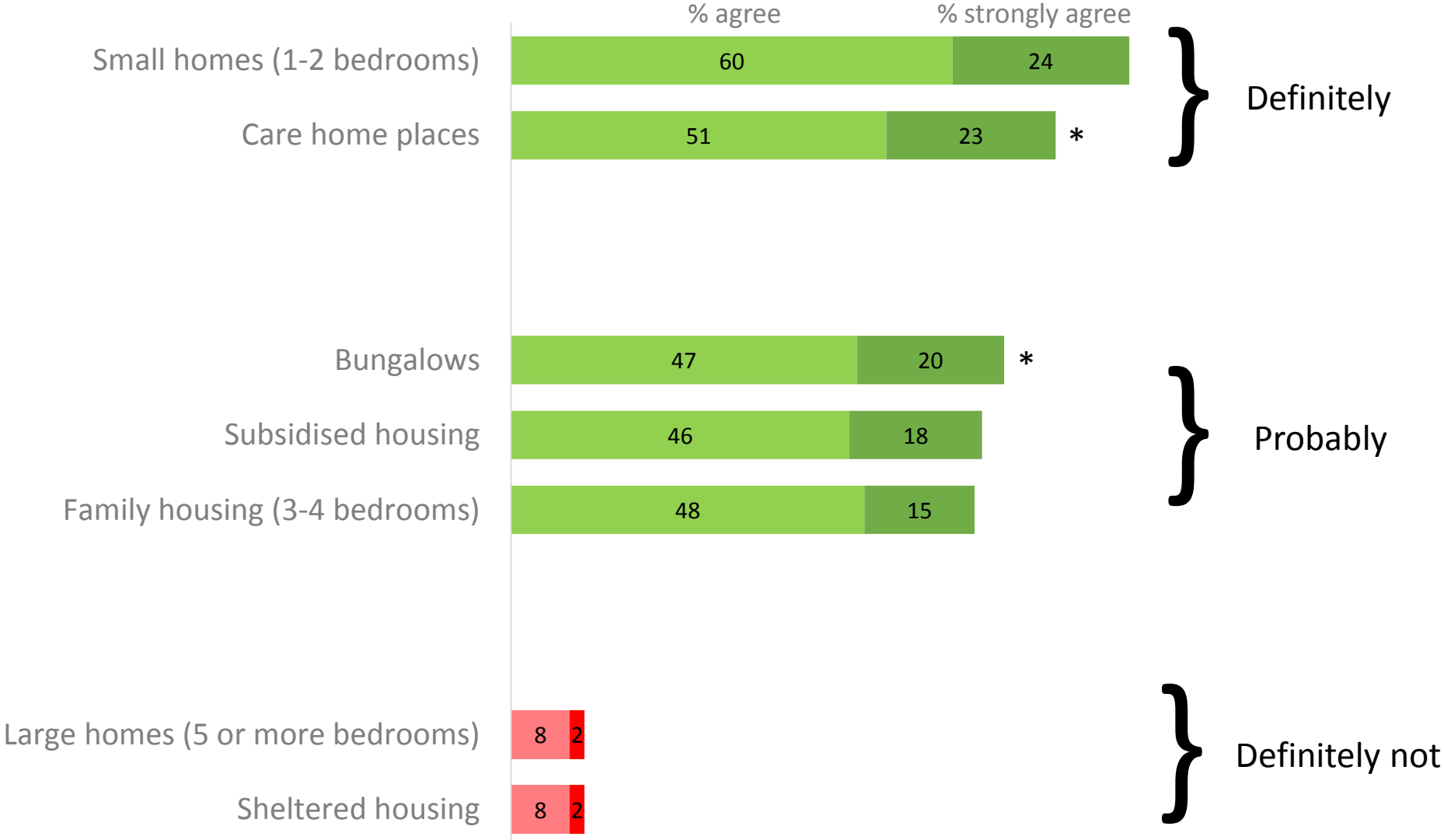
## Worries for a few

- Provision of facilities for young people (31%) F
- Provision of pre-school places (27%)
- Lack of variety of new housing (17%)
- Provision of leisure facilities (12%)
- Fewer rental properties (11%)
- Reduction in house prices (8%)
- Fewer jobs and businesses (6%)

F = more so for female residents

O = more so for older residents

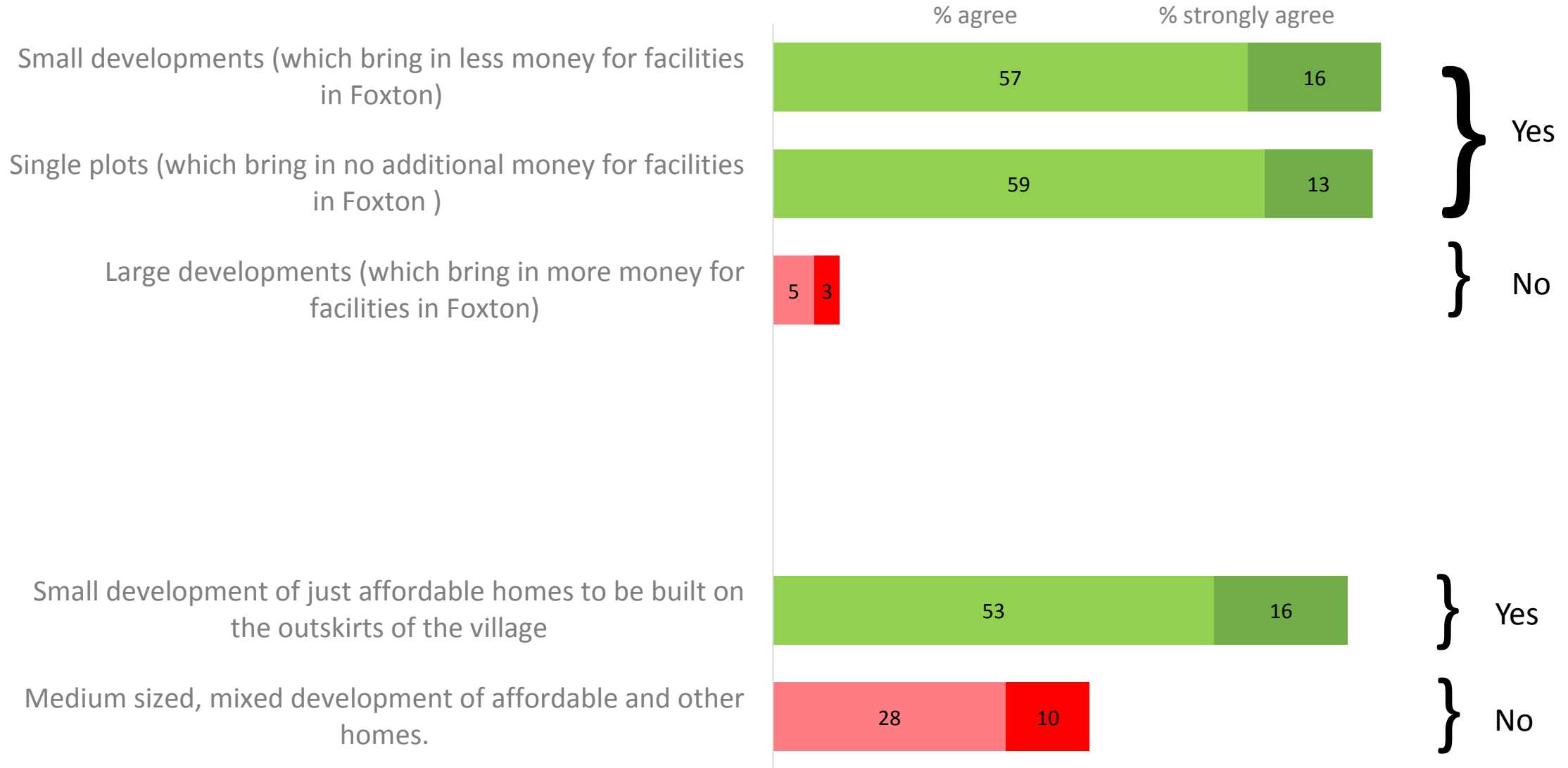
# What are Foxton's future housing needs according to residents?



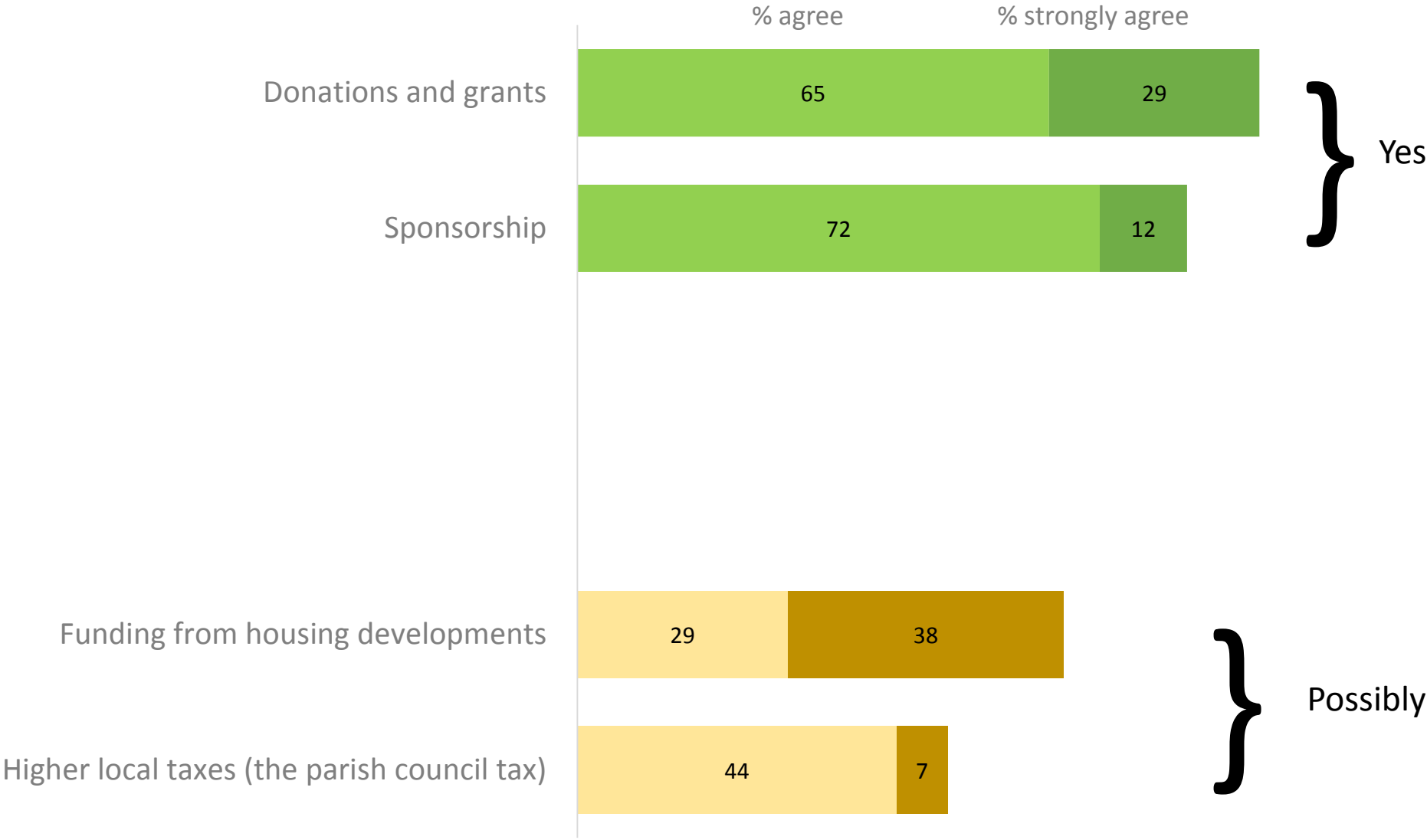
Bases: Total samples ranging from 108 to 130

\* = driven by older residents

# Should the village allow ....?

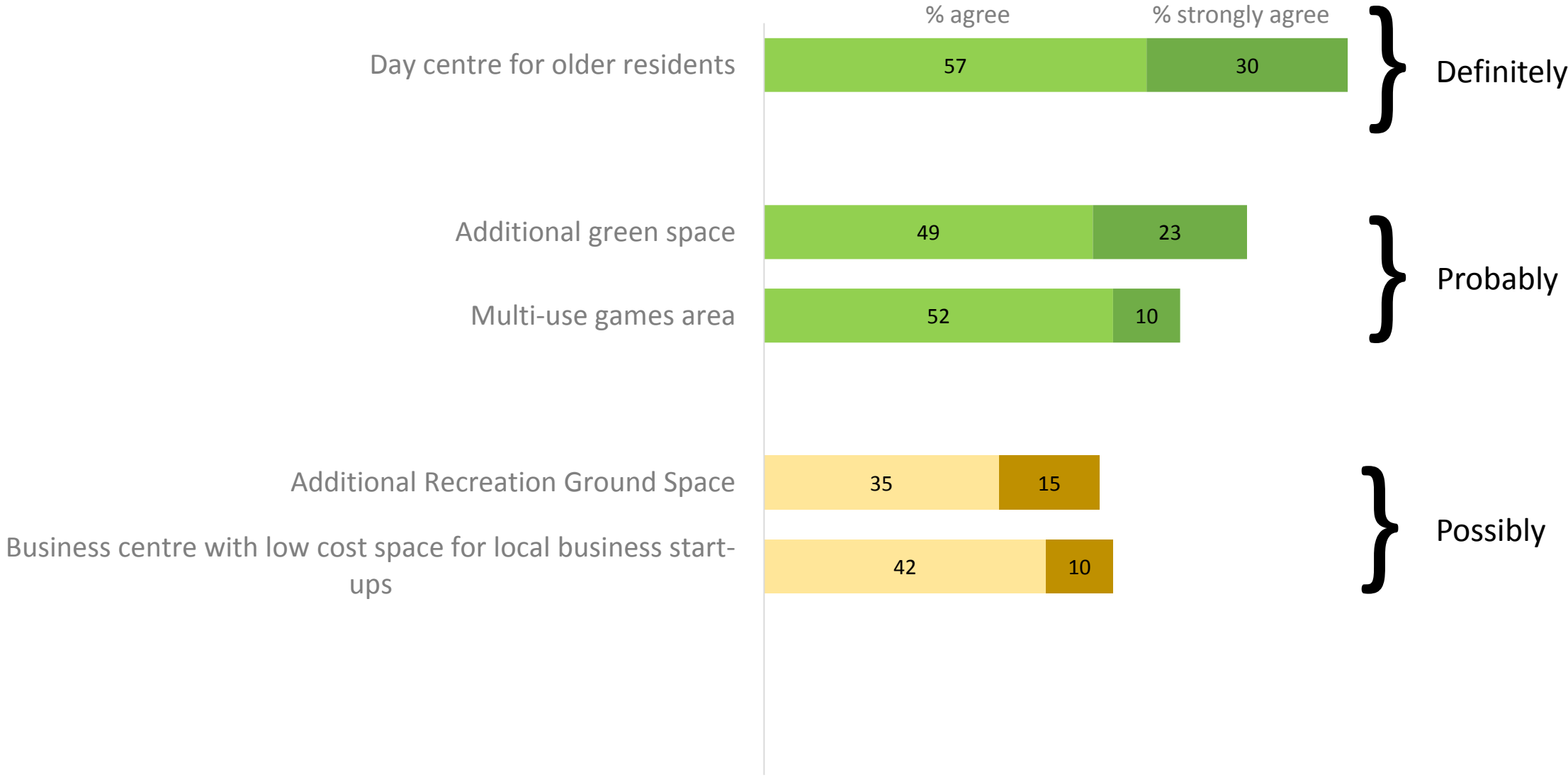


# How should village improvements be paid for? By ....

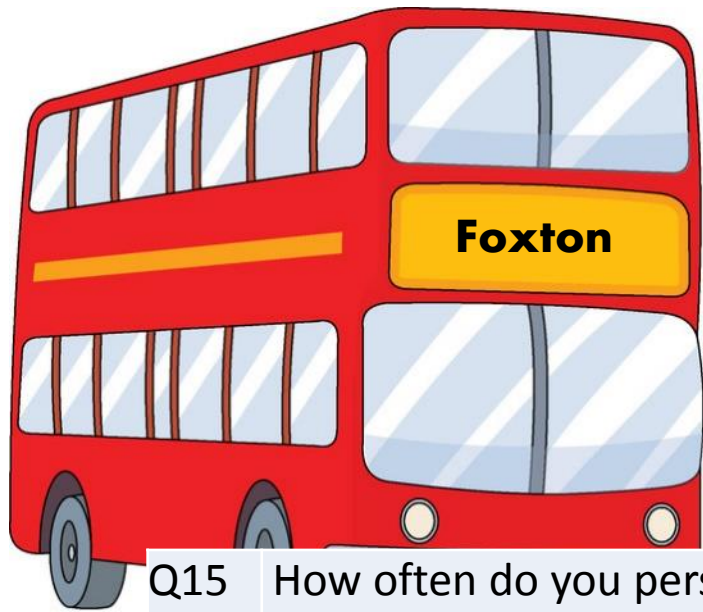


Bases: Total samples ranging from 121 to 141

# Should the Neighbourhood Plan identify land and/or money for .....?



Bases: Total samples ranging from 120 to 138



Q15 How often do you personally use the bus services to/from Cambridge? Tick one only

2%	Four or more times a week	10%	Roughly once a month
6%	At least once a week	14%	Less often than once a month
8%	2–3 times a month	60%	Never or hardly ever

Q16 Which one of these improvements would encourage you to use the bus service more frequently? Tick one only

10%	Shorter journey times	59%	More frequent buses
21%	Cheaper fares	10%	More reliable service





Q17	How often do you personally use the train services to/from Cambridge/London? Tick one only			
	7%	Four or more times a week	19%	Roughly once a month
	6%	At least once a week	32%	Less often than once a month
	12%	2–3 times a month	23%	Never or hardly ever
Q18	Which one of these improvements would encourage you to use the train service more frequently? Tick one only			
	11%	Shorter journey times	31%	More frequent trains
	51%	Cheaper fares	7%	More reliable service

Residents' spontaneous single most important improvement they would like to see happen in Foxton	%
Resolving the Foxton rail crossing issue (underpass/flyover/bridge/traffic lights)	31
Improving the pavements and road surfaces	15
Introducing traffic calming measures	9
Building more housing (type unspecified)/building more smaller houses	8

Improvements at the level crossing

Resolving the railway crossing problem.

A flyover to bypass the railway crossing.

Level crossing long term plan. Bridge or divert A10. More frequent trains are proposed and the Oxford to Cambridge link will further increase rail traffic.

Closure of the level crossing without loss of any homes in the village.

Pavements made good, look shoddy at the moment!

New, even footpaths – (currently have to use the road)

20 mph speed limit and possibly restrictive gates/fencing at entrance to village, just to remind people that it's actually a village.

Speed bumps /cushions on the entrance to the village from Fowlmere to slow traffic down as they enter the village.

The building of some 2/3 bedroom homes.

Affordable housing for younger residents

Development planning for the benefit of residents.



75% of residents would like to see HGV traffic prohibited.



66% would like to see 20mph zones introduced.



44% would like to see speed bumps/cushions introduced.



39% think introducing 20mph zones is the MOST important introduction the village could make in relation to traffic and an equal number, 39%, feel prohibiting HGV traffic would be the MOST important introduction that could be made.